

Town of Pima



TOWN OF PIMA

PLANNING & ZONING DEPARTMENT
PO Box 426 • 110 W Center • Pima, AZ 85543
(928) 485-2611

APPLICATION FOR MOBILE/MANUFACTURED HOME INSTALLATION PERMIT

Name of Owner: _____ Date: _____

Address: _____

City & State: _____ Zip: _____ Phone Number: _____

Fee: \$120.00 Date Paid: _____

If home is to be installed on private land, a detailed map showing the nearest major intersection and the exact location of the lot must accompany this application.

Check Required Utility Services: Gas Sewer Water Electric Cooler Refrigeration

Requested Date of Inspection – Utilities and Blocking: _____

CHECK ACCESSORY STRUCTURES WHICH ARE ON SALES CONTRACT:

Skirting/Retaining Wall Patio Porch Carport Awning Storage Room

Requested Date of Inspection for Accessories: _____

UNIT IDENTIFICATION: Manufacturer: _____

Year: _____ Model: _____ Size: _____

Unit Serial Number: _____ Date Unit Entered State: _____

Value of Mobile Home: _____

Fee includes the permit and 3 field inspections (2 utility and 1 accessory). Any additional inspections will be charged at the rate of \$30.00 per hour.

NOTICE: Other permits may be required by local jurisdictions. _____

Permit Purchaser Signature

FOR OFFICIAL USE ONLY

Permit & Inspection Data

Permit Number

Staff Issuing Permit

Date Issued

Issued by: TOWN OF PIMA

Installer's Name: _____

Installer's Address: _____

Unit HUD Label Number: _____ License Number: _____

Draw a plot plan and show the following:

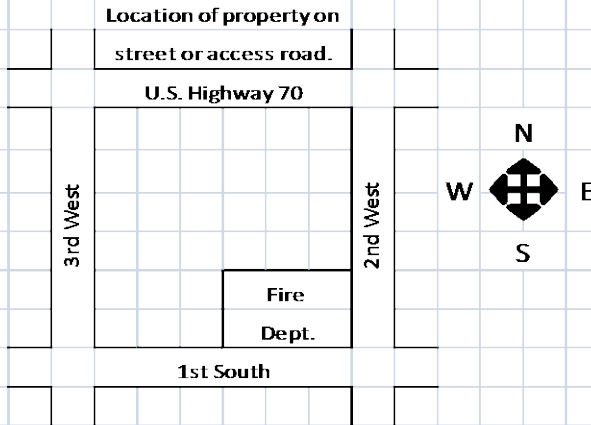
1. Location of property on street or access road.
2. Location of Mobile Home on lot.
3. Mobile Home and lot dimensions.
4. Show North direction.
5. Show accessory buildings, ie., storage units, corrals, barns, etc.

1. Location of property on street or access road.


Street Name

Street Name

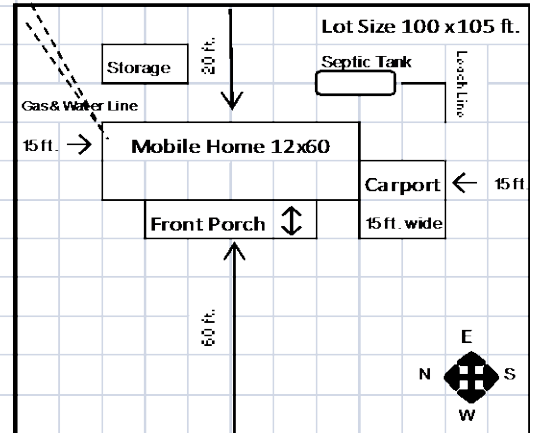
Example



Plot Plan



Plot Plan Example



1. There must be a minimum of **20 feet** from the **front property line** to the closest structure, ie., porch, swing, carport.
2. There must be a minimum of **10 feet** from the **side property line** to the closest structure.
3. There is no minimum from the **back property line**, but we recommend **10 feet**.
4. EXCEPTION-DOUBLE FRONTAGE (Corner Lot) minimum of **20 feet** from the **front and side property lines** to the closest structure.

NAME: _____

PERMIT NO. _____

MANUFACTURED HOME PRESSURE TEST

Inside Pressure Test:

Date: _____

Time Pressurized: _____ Pressure: _____ PSI

Time Read: _____ Pressure: _____ PSI

Leakage soapy water or bubble solution test: _____ PSI

Outside Pressure Test from gas meter to manufactured home:

(Reference: UPC 1979 Edition, Sec. 1206-2)

Time Pressurized: _____ Pressure: _____ PSI

Time Read: _____ Pressure: _____ PSI

I certify that this test was completed on the above date and figures shown represent a true reading of the tests conducted and conform to the State of Arizona Rules and Regulations adopted by the Mobile and Manufactured Housing Standards Board, 1980 Revision.

Signature of Person doing test